

MÖLKKY. game US



6+ Years – 2+ Players – 15+ Minutes

Contents: 12 skittles (numbered 1-12), **Mölkky** throwing skittle.

Setup:

The numbered skittles are placed in a tight formation (see picture #1). The throwing line is drawn about 12 feet (3-4 meters) away from the skittle formation (see picture #1). Players take turns keeping scores (see "Ending the game").

How to play?

Throwing order:


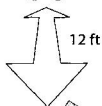
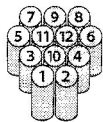
For the first game, the throwing order is randomly selected. In the following games, the throwing order is formed according to the previous game results (from lowest to highest score).

Beginning the game: The first player throws the **Mölkky** throwing skittle at the grouping and tries to knock over the skittles. The **Mölkky** is always thrown underhand.

Fallen skittle: A skittle is not considered knocked over if it is leaning on another skittle or on the **Mölkky** throwing skittle. After each throw, the knocked-over skittles are put up right at the final place where they fell or rolled.

Scoring: If one skittle is knocked over, the score = the number on the skittle. When more than one skittle is knocked over, the score = the number of knocked-over skittles.

Ending the game: If a player misses (has no score) three times in a row, they are out of the game and will act as a scorekeeper. The game ends when the first player reaches exactly 50 points. If a player scores over 50 points, that player's score is lowered to 25 and they continue playing.



MÖLKKY. Règle de jeu FR

6 ans+ – 2 joueurs et + – 15 mn+

Contenu : 12 quilles numérotées de 1 à 12, un lanceur : le **Mölkky**.

Préparation du jeu

Toutes les quilles numérotées sont placées serrées les unes aux autres en formation (voir